




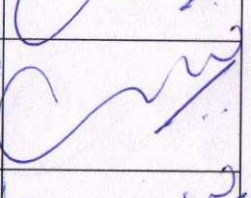

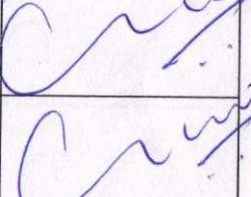








**PRIYA CEMENT FREE PRIMARY HOSPITAL**

**UNIT - 1, RAMAPURAM (Village ) MELLACHERUVU ( MANDAL ) SURYAPET - 508246**

**BIO MEDICAL WASTE REGISTER/ RECORD FORMAT FOR THE MONTH OF JANUARY 2023**

S.NO	DATE OF GENERATION	Quality of BMW Generated (inKG) Colour Coding and Category					Date of Collection by Waste	Time ( in AM/PM )	Name&Signature of Waste Collector	Name & Signature of CMO
		YELLOW(KG)	RED ( KG)	WHITE ( KG)	BLUE ( KG)	TOTAL IN (KGS)				
1	01.01.2023	0.3	0.31	0.05	0.04	0.7	01.01.2023	1:35 PM		
2	03.01.2023	0.55	0.29	0.02	0.03	0.89	03.01.2023	1:40 PM		
3	05.01.2023	0.32	0.41	0.1	0.01	0.84	05.01.2023	2:20 PM		
4	07.01.2023	0.75	0.55	0	0	1.3	07.01.2023	2:30 PM		
5	09.01.2023	0.52	0.66	0.3	0.02	1.5	09.01.2023	3:00 PM		
6	11.01.2023	0.44	0.42	0	0	0.86	11.01.2023	13:30PM		
7	13.01.2023	0.3	0.25	0	0	0.55	13.01.2023	1:45 PM		
8	15.01.2023	0.45	0.45	0.1	0	1	15.01.2023	1:25 PM		



9	17.01.2023	0.41	0.31	0	0.02	0.74	17.01.2023	1:30 PM	ROMA INDUSTRIES Quthbullapur R. Raju	
10	19.01.2023	0.43	0.43	0.01	0.03	0.9	19.01.2023	1:55 PM	ROMA INDUSTRIES Quthbullapur R. Raju	
11	21.01.2023	0.35	0.29	0.1	0	0.74	21.01.2023	1:22 PM	ROMA INDUSTRIES Quthbullapur R. Raju	
12	23.01.2023	0.35	0.14	0.1	0	0.59	23.01.2023	1:30 PM	ROMA INDUSTRIES Quthbullapur R. Raju	
13	25.301.2023	0.39	0.25	0.2	0.02	0.86	25.301.2023	1:35 PM	ROMA INDUSTRIES Quthbullapur R. Raju	
14	27.01.2023	0.22	0.3	0.08	0.04	0.64	27.01.2023	1:45 PM	ROMA INDUSTRIES Quthbullapur R. Raju	
15	29.01.2023	0.25	0.29	0	0	0.54	29.01.2023	1:32 PM	ROMA INDUSTRIES Quthbullapur R. Raju	
16	31.01.2023	0.11	0.4	0	0	0.51	31.01.2023	2:30 PM	ROMA INDUSTRIES Quthbullapur R. Raju	
TOTAL		6.03	5.35	1.06	0.21	12.65				

